

Scaled data based on original data using
LM-79-08 Approved Method: Electrical and Photometric Measurements of Solid-
State Lighting Products

Test Report Prepared for
Cooper Lighting Solutions
(formerly Eaton)

Brand: McGRAW-EDISON

Report Number: P386152

Luminaire Tested: **GWC-SA1D-730-U-T4W-HSS**

Issue Date: 3/3/2020

Test Information

Test Method: LM-79-08
Report Number: P386152
TEST IS SCALED FROM IESNA LM-79-08 TEST DATA (G2-1903-205-19)
Test Lab: INNOVATION CENTER
Issue Date: 3/3/2020
Manufacturer: COOPER LIGHTING SOLUTIONS (FORMERLY EATON)
Product Line: MCGRAW-EDISON
Catalog Number: GWC-SA1D-730-U-T4W-HSS
Description: GALLEON WALL LUMINAIRE
(1) 70 CRI, 3000K, 1200mA LIGHTSQUARE WITH 16 LEDS AND TYPE IV WIDE OPTICS WITH HOUSE SIDE SHIELD
Light Source: -
Ballast/Driver: ELECTRONIC DRIVER

Summary

Lumens per Lamp: N/A
Luminaire Lumens: 5469 lumens
Efficiency: N/A
Efficacy: 81.6 lumens/watt
Luminous Opening: Rectangular (W 0.5' x L: 0.5' x H: 0')
IES Classification: Type IV - Short
BUG Rating: B1 - U0 - G2

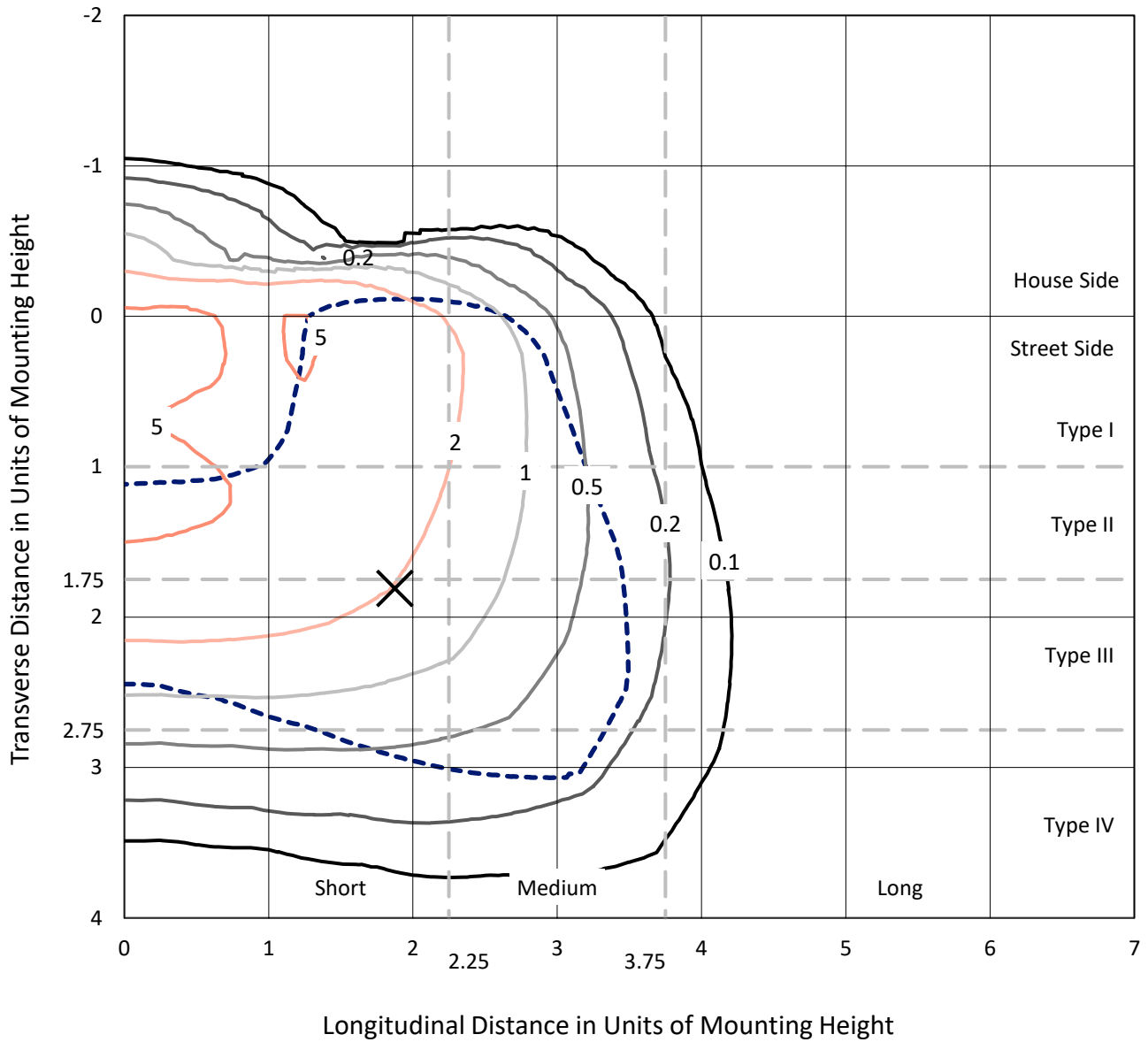
Input Watts (W): 67
Input Voltage (V): NR
Input Current (Ain): NR
Voltage Rise (V): NR
Power Factor: NR
Total Harmonic Distortion (THDi): NR
Frequency (hertz): 60
Stabilization Time: NR
Operation Time: NR
Ambient Temperature (°C): NR
Test Distance: 24 FT



REPORT NUMBER: P386152
 CATALOG NUMBER: GWC-SA1D-730-U-T4W-HSS

Iso-Footcandle Lines of Horizontal Illumination

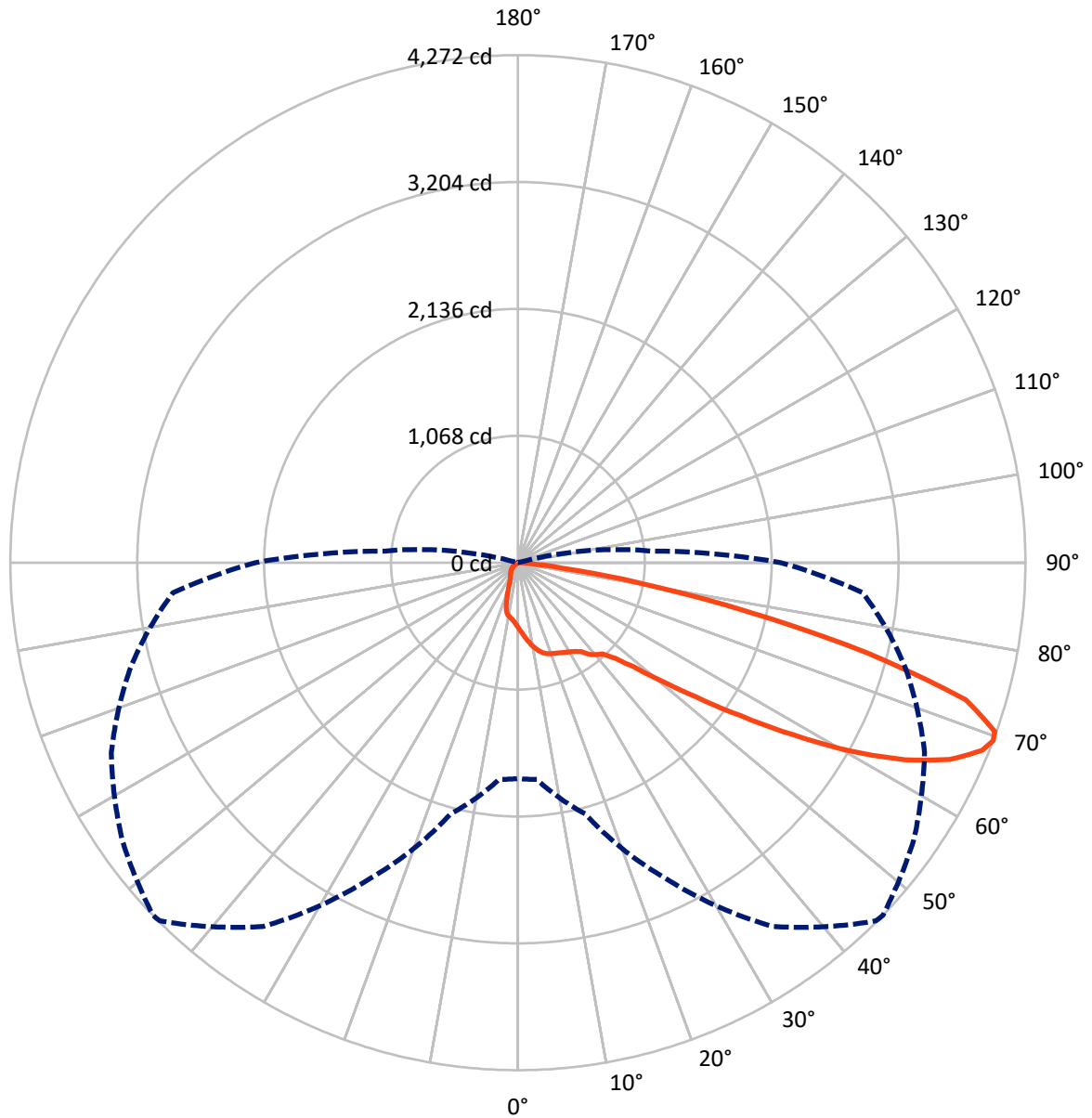
✕ Max cd
 - - - 1/2 Max cd



Based on 10 foot mounting height. Maximum calculated value = 8 fc
 Type IV - Short - N/A

REPORT NUMBER: P386152
CATALOG NUMBER: GWC-SA1D-730-U-T4W-HSS

Luminous Intensity Polar Plot



— Vertical Plane Through 46-Deg Lateral - - - Horizontal Cone Through 69-Deg Vertical



REPORT NUMBER: P386152
 CATALOG NUMBER: GWC-SA1D-730-U-T4W-HSS

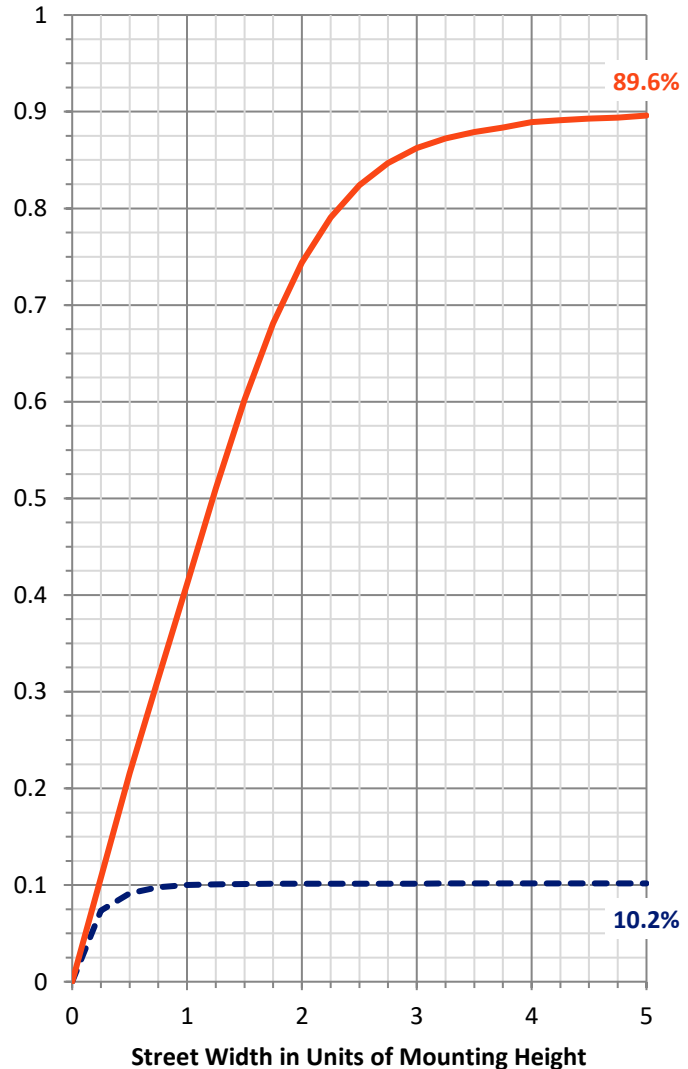
FLUX DISTRIBUTION:

		Downward	Upward	Total
House Side	Lumens	561.3	0.0	561.3
	% Fixture	10.3	0.0	10.3
Street Side	Lumens	4907.7	0.0	4907.7
	% Fixture	89.7	0.0	89.7
Total	Lumens	5469.0	0.0	5469.0
	% Fixture	100.0	0.0	100.0

Coefficient of Utilization

ZONAL LUMENS:

Zone	Lumens	% Fixture
0°-10°	54.5	1.0
10°-20°	165.5	3.0
20°-30°	260.2	4.8
30°-40°	373.2	6.8
40°-50°	645.0	11.8
50°-60°	1274.2	23.3
60°-70°	1780.8	32.6
70°-80°	860.3	15.7
80°-90°	55.3	1.0
90°-100°	0.0	0.0
100°-110°	0.0	0.0
110°-120°	0.0	0.0
120°-130°	0.0	0.0
130°-140°	0.0	0.0
140°-150°	0.0	0.0
150°-160°	0.0	0.0
160°-170°	0.0	0.0
170°-180°	0.0	0.0
0°-90°	5469.0	100.0
0°-180°	5469.0	100.0



REPORT NUMBER: P386152

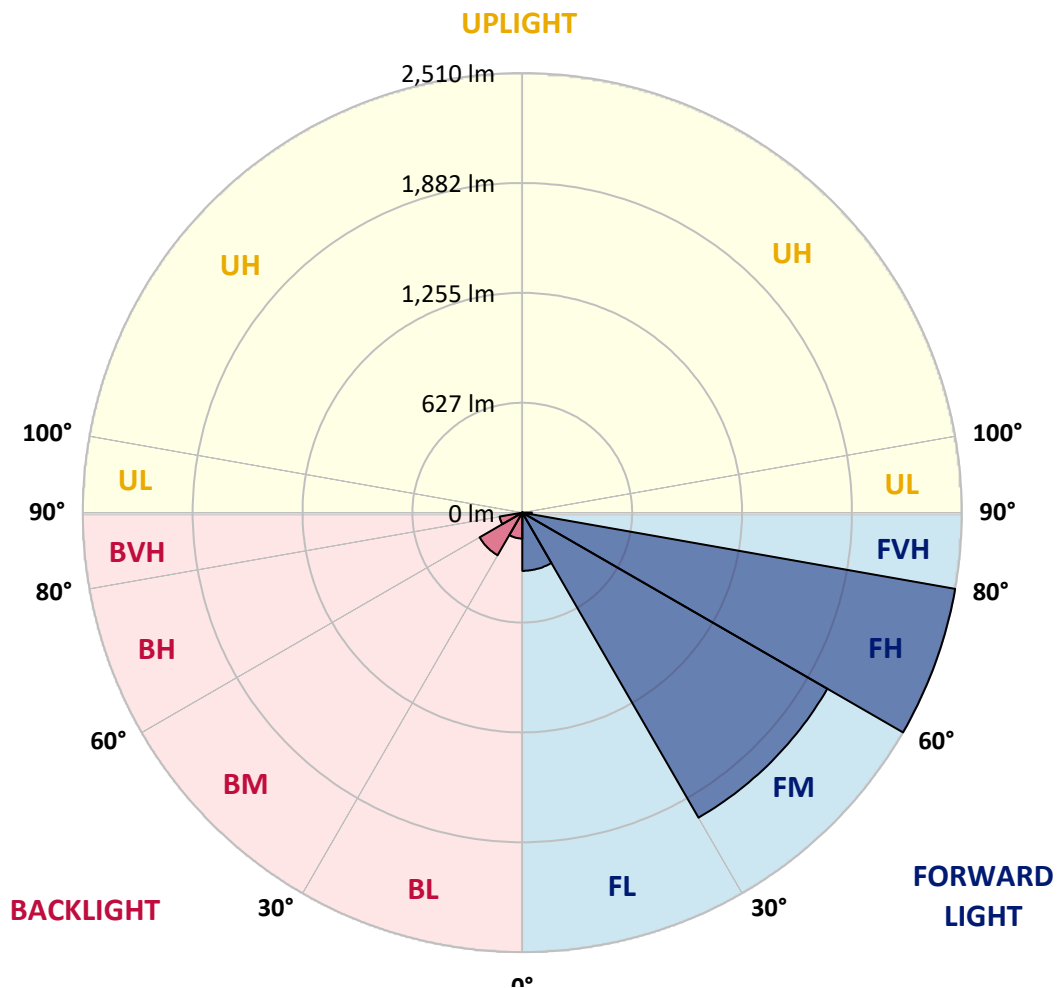
CATALOG NUMBER: GWC-SA1D-730-U-T4W-HSS

LUMINAIRE CLASSIFICATION SYSTEM LUMEN TABLE AND BUG RATING:

Zone	Lumens	% Fixture	Zone Rating/Lumen Limit		
			B	U	G
FL (0°-30°)	332.3	6.1			
FM (30°-60°)	2011.1	36.8			
FH (60°-80°)	2509.5	45.9			G2/5000
FVH (80°-90°)	54.8	1.0			G1/100
BL (0°-30°)	147.9	2.7	B1/500		
BM (30°-60°)	281.3	5.1	B1/1000		
BH (60°-80°)	131.6	2.4	B1/500		G1/500
BVH (80°-90°)	0.5	0.0			G0/10
UL (90°-100°)	0.0	0.0		U0/0	
UH (100°-180°)	0.0	0.0		U0/0	

BUG Rating: B1-U0-G2

Type IV Short





REPORT NUMBER: P386152

CATALOG NUMBER: GWC-SA1D-730-U-T4W-HSS

CANDELA DISTRIBUTION (FULL):

	0°	5°	15°	25°	35°	45°	46°	55°	65°	75°	85°
0°	548.0	548.0	548.0	548.0	548.0	548.0	548.0	548.0	548.0	548.0	548.0
2.5°	608.7	608.0	604.4	602.8	594.1	589.0	586.9	580.5	571.3	562.1	551.8
5°	678.0	677.7	671.1	664.6	648.2	632.8	630.0	615.2	594.4	574.9	555.4
7.5°	748.8	745.4	738.8	726.4	702.6	678.0	675.7	654.6	625.2	596.9	569.0
10°	808.8	806.7	798.0	779.3	751.3	723.4	720.5	694.6	661.3	626.7	591.1
12.5°	855.4	853.9	842.3	819.0	789.3	760.3	756.4	733.4	697.7	659.0	617.0
15°	883.9	883.1	869.0	844.1	814.9	789.8	786.4	766.2	733.1	692.6	645.2
17.5°	890.6	890.8	876.2	851.1	827.0	809.0	806.4	791.1	763.4	723.1	673.4
20°	875.7	878.8	865.7	843.9	829.0	819.5	817.5	808.2	784.9	747.0	695.9
22.5°	854.7	856.2	847.2	832.6	826.4	828.2	827.2	822.1	802.3	767.5	718.2
25°	841.8	841.8	836.4	824.1	828.2	839.3	839.5	838.5	822.9	792.6	745.4
27.5°	841.3	839.8	833.6	824.4	835.7	852.6	853.6	860.6	850.8	823.1	779.3
30°	861.8	860.0	847.0	834.9	849.3	867.5	870.0	885.2	880.3	856.2	817.0
32.5°	909.8	903.4	874.4	854.7	865.4	887.2	890.6	914.7	922.3	897.0	853.4
35°	975.4	955.2	913.4	892.1	893.1	915.9	919.0	954.4	977.2	934.4	881.6
37.5°	1065.9	1055.9	988.0	931.1	935.7	970.3	979.3	1017.7	1011.3	954.9	913.6
40°	1264.4	1248.8	1176.5	1040.3	976.5	1014.4	1017.2	1037.7	1038.3	1001.3	980.3
42.5°	1534.7	1528.3	1452.1	1238.5	1056.7	1043.9	1049.0	1083.6	1122.4	1099.3	1098.3
45°	1833.9	1830.6	1749.8	1501.6	1219.0	1140.6	1147.0	1193.4	1267.5	1272.6	1305.2
47.5°	2074.7	2073.2	2026.8	1795.2	1467.5	1304.4	1306.5	1355.7	1486.0	1550.3	1602.4
50°	2294.2	2301.6	2265.0	2112.9	1806.0	1561.1	1556.2	1589.0	1798.3	1903.7	1968.3
52.5°	2599.3	2609.9	2507.0	2409.3	2161.1	1879.6	1875.7	1910.1	2173.7	2252.7	2264.2
55°	2868.8	2850.9	2769.6	2741.4	2594.2	2272.9	2271.9	2302.2	2536.8	2570.4	2591.7
57.5°	2987.8	2980.9	3020.1	3084.8	3047.8	2737.8	2735.5	2712.4	2861.7	2865.3	2930.6
60°	3063.0	3071.4	3191.7	3390.9	3483.0	3238.1	3223.2	3082.4	3171.9	3164.0	3234.0
62.5°	3006.5	3023.2	3239.6	3571.7	3808.6	3674.8	3653.8	3421.4	3437.1	3409.6	3474.8
65°	2707.0	2732.9	3087.6	3537.6	3970.2	4016.1	3994.8	3720.7	3647.6	3602.5	3566.3
67.5°	2198.0	2213.4	2583.7	3240.9	3897.4	4219.7	4215.3	3983.0	3806.6	3569.9	3289.4
69°	1816.5	1831.6	2188.0	2928.6	3737.1	4263.3	4271.7	4067.1	3776.3	3371.9	2914.5
70°	1538.5	1554.7	1886.8	2660.9	3551.2	4243.0	4258.1	4059.2	3689.7	3142.7	2585.5
72.5°	807.0	820.8	1161.6	1833.2	2895.0	3896.1	3942.0	3716.1	3127.6	2282.4	1528.8
75°	253.6	261.6	453.6	958.2	1982.1	3029.4	3039.9	2915.0	2220.9	1255.4	636.7
77.5°	96.7	94.4	151.0	353.1	1002.1	1907.5	1971.9	1821.6	1165.4	443.9	146.9
80°	52.1	52.3	78.5	146.2	428.7	980.3	1034.7	882.9	414.1	138.5	33.8
82.5°	22.6	23.6	44.1	77.4	196.9	361.6	388.7	323.6	158.2	93.1	12.6
85°	4.9	5.4	21.3	42.1	80.3	101.5	106.4	104.9	100.8	72.3	4.9
87.5°	0.0	0.0	9.5	15.1	20.3	23.1	20.3	26.4	55.6	48.7	2.6
90°	0.0	0.0	0.0	0.0	0.0	0.0	0.0	0.0	0.0	0.0	0.0



REPORT NUMBER: P386152

CATALOG NUMBER: GWC-SA1D-730-U-T4W-HSS

CANDELA DISTRIBUTION (continued):

	90°	95°	105°	115°	125°	135°	145°	155°	165°	175°	180°
0°	548.0	548.0	548.0	548.0	548.0	548.0	548.0	548.0	548.0	548.0	548.0
2.5°	548.5	543.9	535.9	527.2	521.0	514.6	509.5	507.2	504.6	502.8	505.2
5°	547.5	538.5	523.1	508.2	497.5	488.7	481.6	478.7	475.9	473.9	473.6
7.5°	556.4	543.9	520.3	498.5	481.8	470.0	460.3	456.2	452.8	451.3	450.0
10°	573.6	557.5	525.9	497.5	475.9	455.9	434.9	418.7	408.2	403.4	401.6
12.5°	595.9	575.7	536.7	502.8	471.6	433.1	388.5	350.0	325.1	316.9	312.1
15°	622.1	596.9	550.8	509.8	455.7	385.4	309.8	259.5	236.4	231.8	226.7
17.5°	647.2	619.5	567.7	511.0	420.8	308.0	226.9	192.8	183.9	186.9	187.7
20°	669.3	641.8	584.4	499.8	357.5	231.0	175.6	167.2	170.5	176.4	177.4
22.5°	691.6	663.4	599.8	470.0	276.4	175.4	158.2	160.3	163.6	169.5	170.5
25°	718.8	689.5	614.1	415.4	207.4	149.2	150.3	153.3	156.7	162.1	162.6
27.5°	750.0	722.6	623.6	344.4	153.9	137.2	140.5	145.1	148.5	153.6	154.6
30°	791.6	766.2	626.7	270.8	129.0	126.4	128.0	133.6	138.5	143.1	143.9
32.5°	830.6	809.3	616.4	204.4	119.5	116.4	116.4	119.7	125.4	129.7	130.8
35°	866.4	852.6	583.6	149.5	112.3	107.2	104.6	104.6	108.2	111.8	112.8
37.5°	913.9	913.4	530.5	119.2	105.4	99.5	94.1	90.0	88.7	89.5	90.0
40°	995.2	995.9	461.3	106.9	99.5	91.5	83.3	75.9	69.0	66.7	66.4
42.5°	1122.1	1110.6	388.7	101.0	94.4	83.3	71.0	61.0	50.3	46.9	46.7
45°	1323.6	1255.2	311.8	95.6	89.0	74.1	58.7	45.1	36.4	33.8	33.8
47.5°	1617.3	1445.2	241.5	89.7	81.8	63.6	44.4	32.6	26.7	25.4	25.6
50°	1920.9	1631.4	185.1	82.3	73.1	52.6	32.8	23.6	20.3	20.3	20.5
52.5°	2190.1	1767.8	144.4	74.4	62.3	41.3	24.9	18.5	16.9	16.7	16.9
55°	2442.2	1855.7	110.5	65.1	49.5	30.8	19.0	15.1	14.1	13.6	13.3
57.5°	2685.2	1899.3	82.8	52.6	35.9	22.3	15.1	12.8	11.8	11.0	10.8
60°	2847.1	1863.9	56.9	38.7	24.9	16.2	12.6	11.0	9.7	9.0	8.7
62.5°	2938.3	1767.3	36.7	27.9	17.7	12.1	10.0	9.2	7.4	6.7	6.7
65°	2901.4	1607.8	25.6	20.0	12.8	9.0	7.4	7.4	5.4	4.4	4.1
67.5°	2571.1	1358.3	19.5	14.9	9.2	6.7	5.6	6.4	3.3	2.1	2.1
69°	2212.2	1125.7	16.7	12.3	7.7	5.4	4.9	5.9	2.3	1.5	1.3
70°	1922.7	971.1	15.1	10.8	6.4	4.6	4.4	5.6	2.3	1.3	1.0
72.5°	1150.3	541.6	11.5	7.7	4.1	3.6	3.6	6.4	2.3	1.3	1.0
75°	464.9	190.8	8.5	5.4	3.1	3.1	4.4	8.2	2.1	1.0	0.8
77.5°	105.4	41.8	4.9	3.3	2.1	3.1	5.1	6.4	1.3	0.5	0.0
80°	25.6	10.3	3.1	2.1	1.3	2.3	3.8	3.6	0.3	0.0	0.0
82.5°	8.5	3.6	1.3	1.0	0.3	0.8	1.8	1.0	0.0	0.0	0.0
85°	3.6	2.1	0.5	0.3	0.0	0.0	0.3	0.0	0.0	0.0	0.0
87.5°	2.3	0.8	0.0	0.0	0.0	0.0	0.0	0.0	0.0	0.0	0.0
90°	0.0	0.0	0.0	0.0	0.0	0.0	0.0	0.0	0.0	0.0	0.0

Signify Classified - Internal
Cooper Lighting Solutions Photometric Lab
1121 Highway 74 South
Peachtree City, GA 30269

Scaled Data Report



Report Generated By 670245982

Signify Classified - Internal
Cooper Lighting Solutions Photometric Lab
1121 Highway 74 South
Peachtree City, GA 30269

Scaled Data Report



Signify Classified - Internal
Cooper Lighting Solutions Photometric Lab
1121 Highway 74 South
Peachtree City, GA 30269

Scaled Data Report



Signify Classified - Internal
Cooper Lighting Solutions Photometric Lab
1121 Highway 74 South
Peachtree City, GA 30269

Scaled Data Report



Signify Classified - Internal
Cooper Lighting Solutions Photometric Lab
1121 Highway 74 South
Peachtree City, GA 30269

Scaled Data Report



--- HS — SS

Signify Classified - Internal
Cooper Lighting Solutions Photometric Lab
1121 Highway 74 South
Peachtree City, GA 30269

Scaled Data Report



u

Signify Classified - Internal
Cooper Lighting Solutions Photometric Lab
1121 Highway 74 South
Peachtree City, GA 30269

Scaled Data Report



Signify Classified - Internal
Cooper Lighting Solutions Photometric Lab
1121 Highway 74 South
Peachtree City, GA 30269

Scaled Data Report



(END OF REPORT)